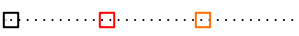
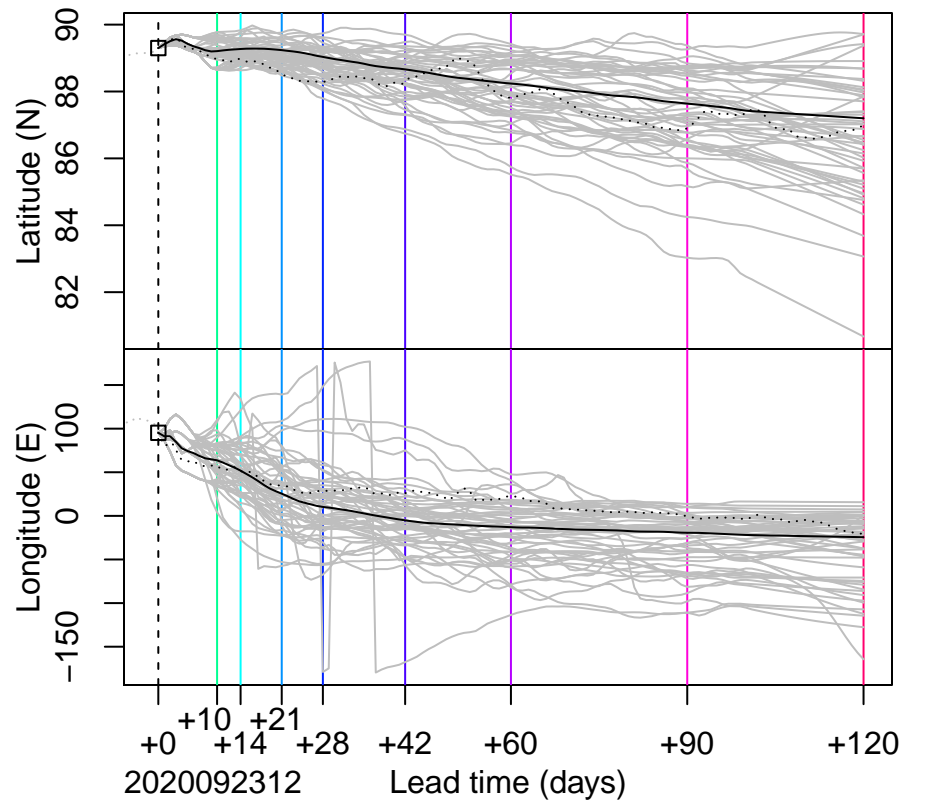
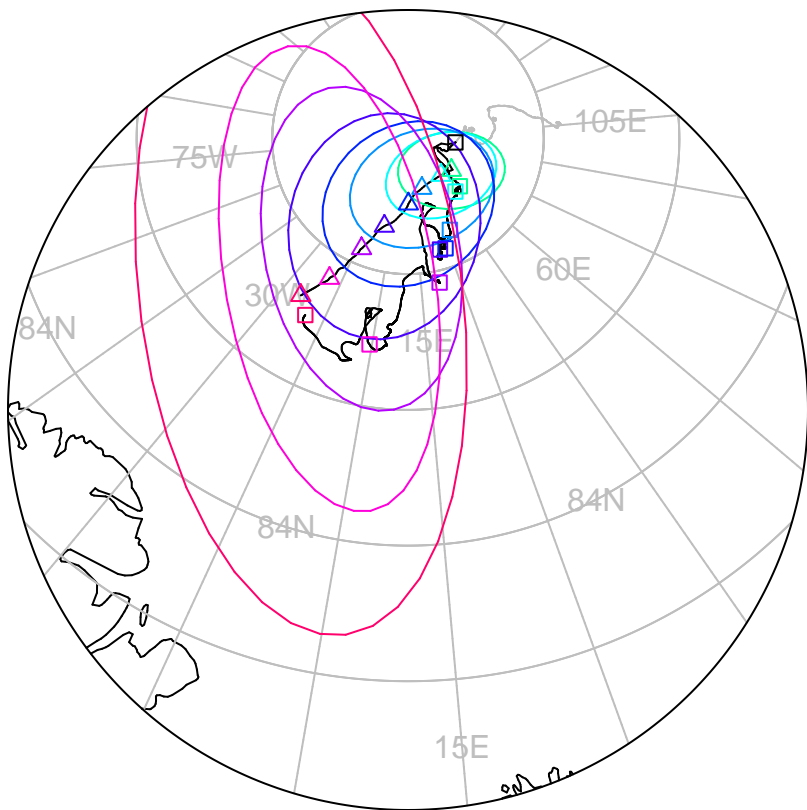
 forecast trajectory with 90%–confidence regions
 observed trajectory (colour=lead–time, see right)



Graphical Evaluation of SIDFEx consensus forecast

Initial time (YYYYMMDDHH): 2020092312

Consensus forecast version: 20200221v1

Generated at: 2020–267.664

Forecasts included (age relative to initial time / remaining lead time range, both in days):

ukmo001v1_cpINWPv1 (0.5 / 9.5)

ecmwf001_SEAS5 (22.5 / 101.5)

ukmo001v1_FOAMv1 (0.5 / 6.5)

ukmo001v1_cpINWP–HRv1 (1.5 / 8.5)

nrl001_gofs3.1–shortrange (1 / 5.5)

esrl001_SealceVelocity (1.5 / 8.5)

WARNING: This is an experimental forecast product with no warranty

More information: <https://sidfex.polarprediction.net>

Contact: helge.goessling@awi.de