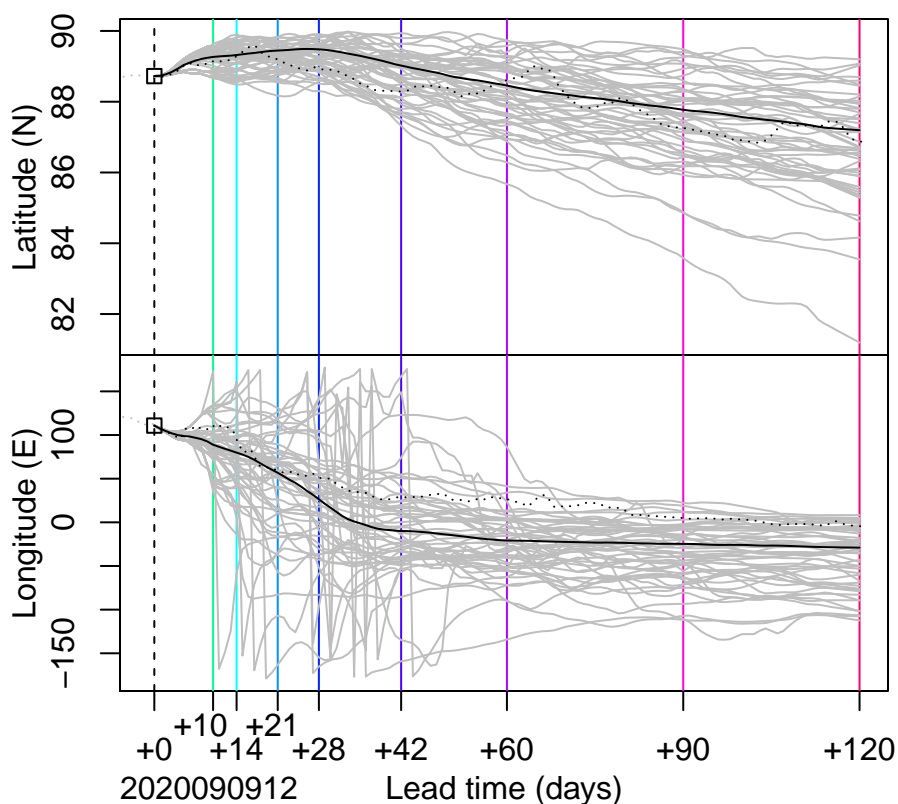
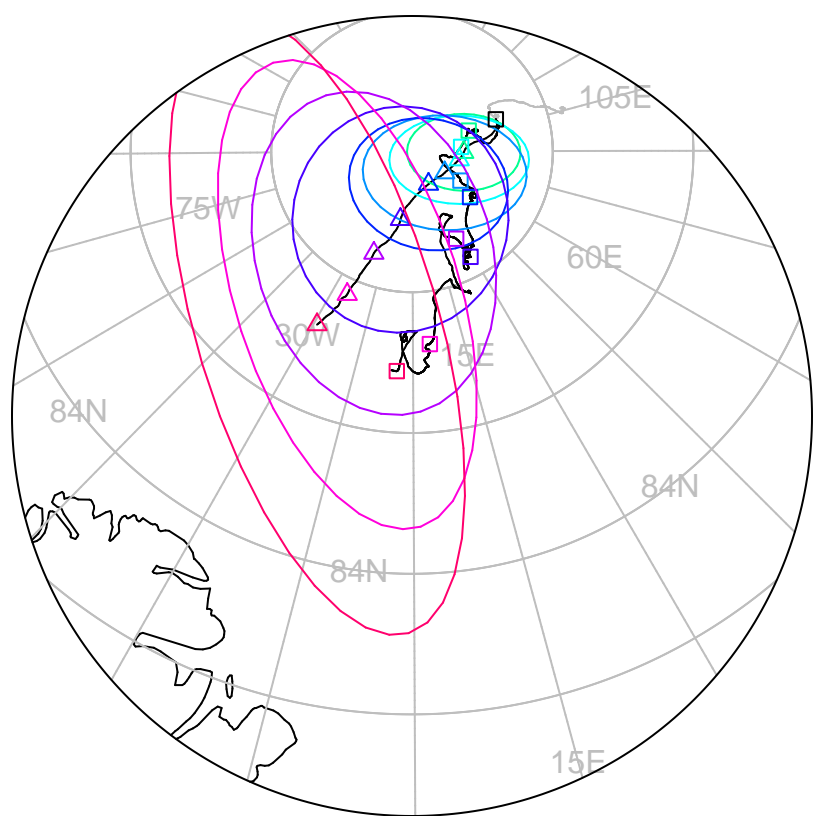
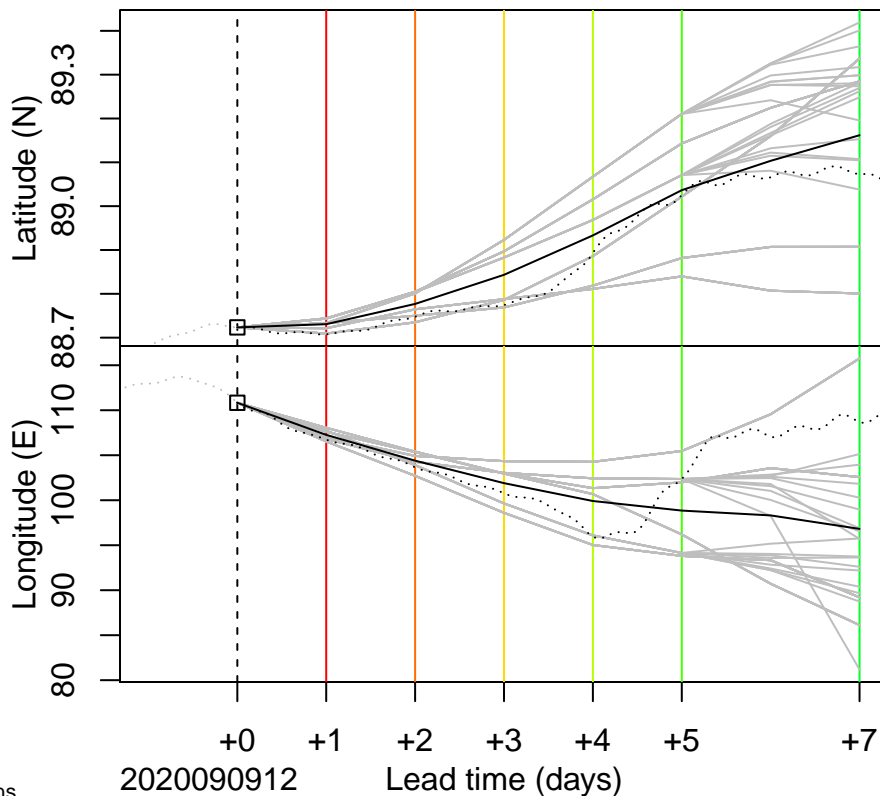


—□— (with red and orange ovals) forecast trajectory with 90%–confidence regions

..... □ ..... (with red, orange, yellow, green ovals) observed trajectory (colour=lead-time, see right)



## Graphical Evaluation of SIDFEx consensus forecast

Initial time (YYYYMMDDHH): 2020090912

Consensus forecast version: 20200221v1

Generated at: 2020-254.394

Forecasts included (age relative to initial time / remaining lead time range, both in days):

ukmo001v1\_cpINWPv1 (0.5 / 9.5)

esrl001\_SealceVelocity (0.5 / 9.5)

ukmo001v1\_FOAMv1 (1.5 / 5.5)

ecmwf001\_SEAS5 (8.5 / 115.5)

ukmo001v1\_cpINWP-HRv1 (1.5 / 8.5)

nrl001\_gofs3.1-shortrange (1 / 5.5)

eccc001\_giops (0.5 / 9.5)

**WARNING: This is an experimental forecast product with no warranty**

More information: <https://sidfex.polarprediction.net>

Contact: [helge.goessling@awi.de](mailto:helge.goessling@awi.de)