


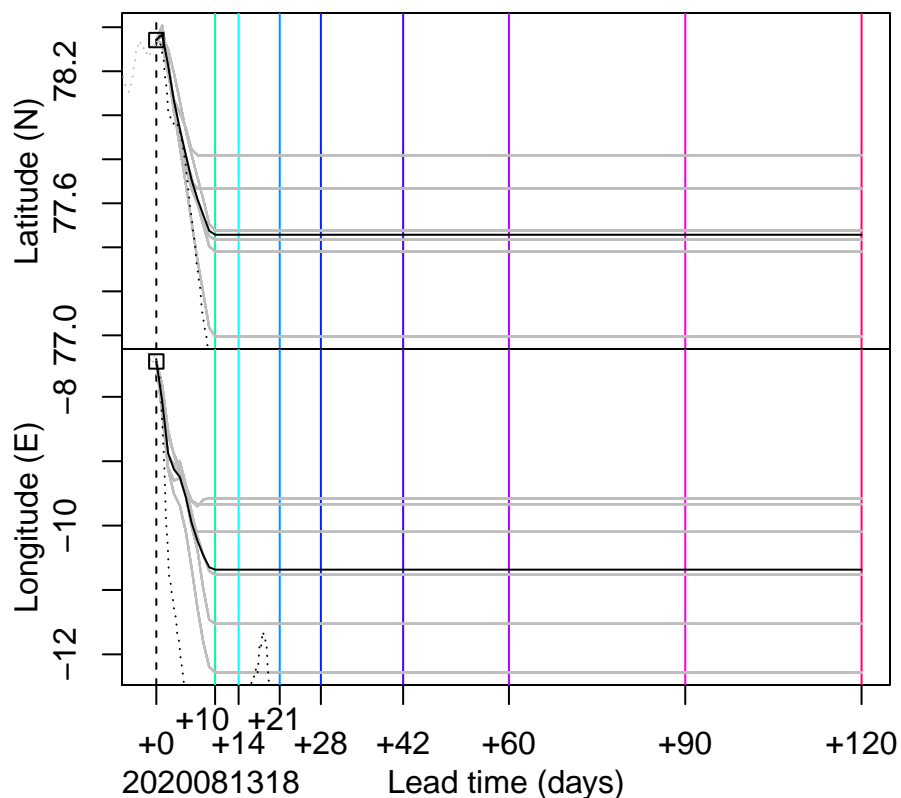
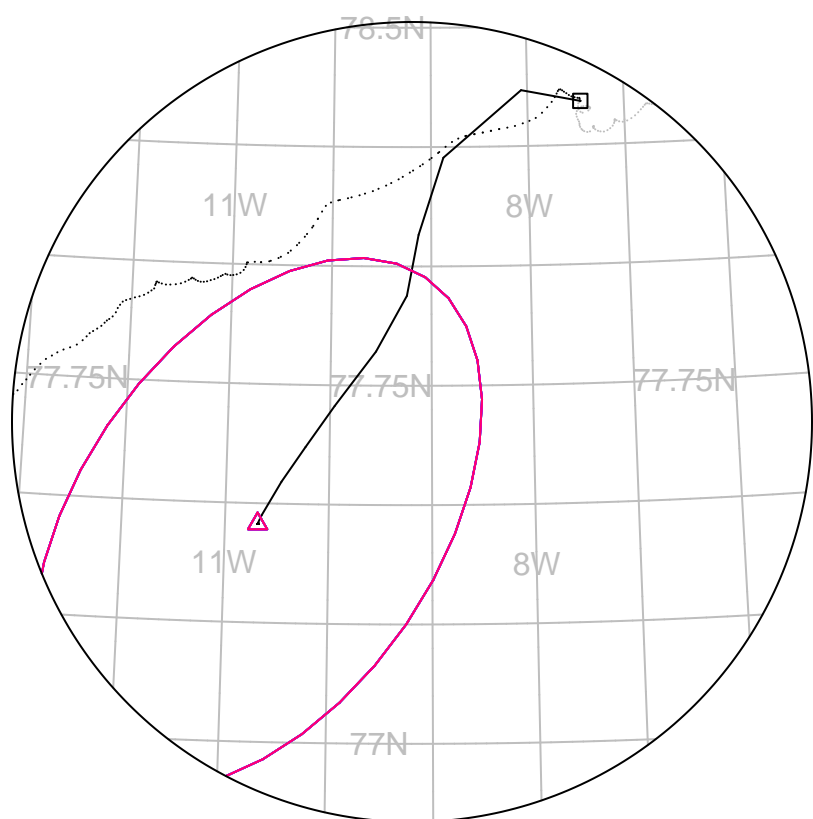

 forecast trajectory with 90%–confidence regions



 observed trajectory (colour=lead–time, see right)



Graphical Evaluation of SIDFEx consensus forecast

Initial time (YYYYMMDDHH): 2020081318

Consensus forecast version: 20200221v1

Generated at: 2020–245.707

Forecasts included (age relative to initial time / remaining lead time range, both in days):

ukmo001v1_cpINWPv1 (0.75 / 9.25)	esrl001_SealceVelocity (0.75 / 9.25)
ukmo001v1_FOAMv1 (0.75 / 6.25)	ecmwf001_SEAS5 (12.75 / 111.25)
ukmo001v1_cpINWP–HRv1 (0.75 / 9.25)	
nrI001_gofs3.1–shortrange (0.25 / 6.25)	
eccc001_giops (0.75 / 9.25)	

WARNING: This is an experimental forecast product with no warranty

More information: <https://sidfex.polarprediction.net>

Contact: helge.goessling@awi.de