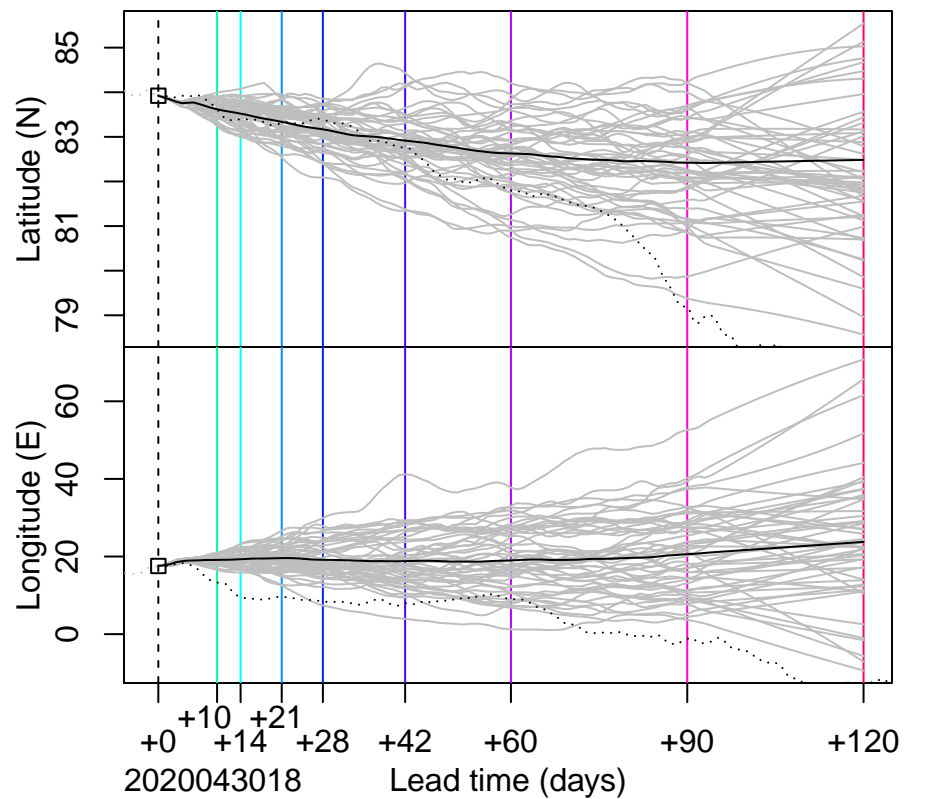
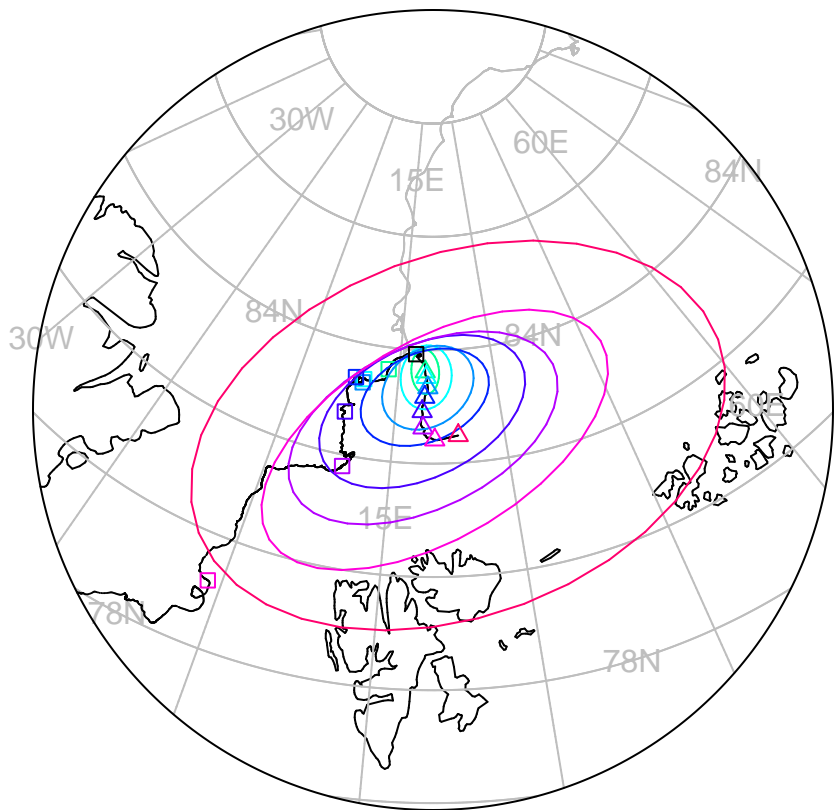
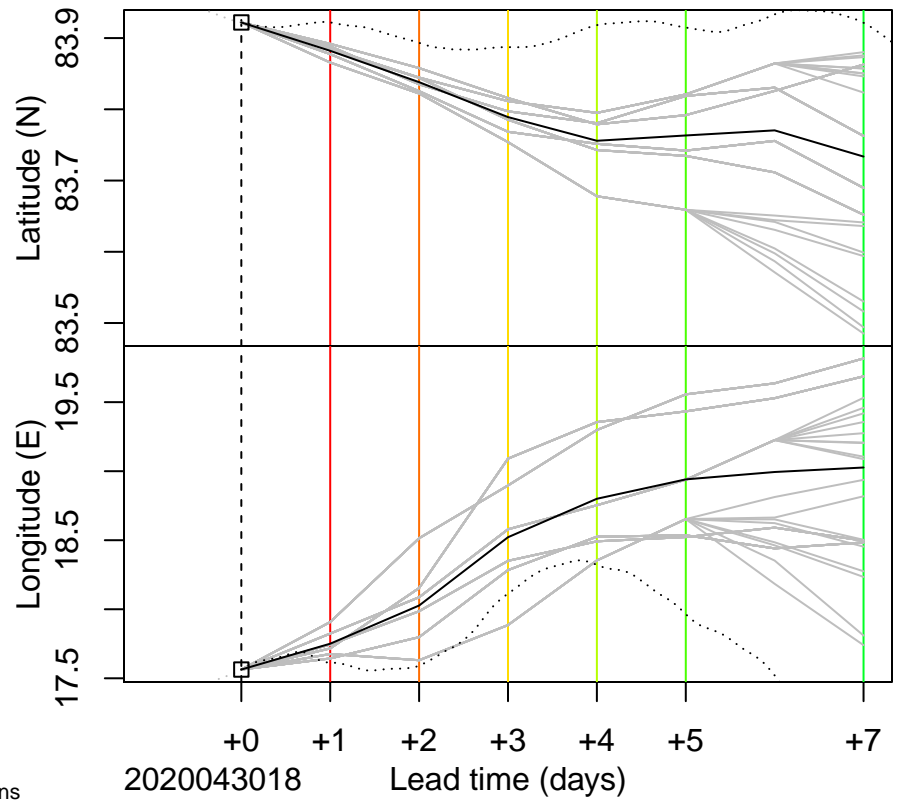


□ △ △ — forecast trajectory with 90%–confidence regions
 □ □ □ □ □ □ — observed trajectory (colour=lead-time, see right)



Graphical Evaluation of SIDFEx consensus forecast

Initial time (YYYYMMDDHH): 2020043018

Consensus forecast version: 20200221v0

Generated at: 2020–121.794

Forecasts included (age relative to initial time / remaining lead time range, both in days):

ukmo001v1_cplNWPv1 (0.75 / 9.25)

esrl001_SealceVelocity (1.75 / 8.25)

ukmo001v1_FOAMv1 (0.75 / 6.25)

ecmwf001_SEAS5 (29.75 / 94.25)

ukmo001v1_cplNWP–HRv1 (2.75 / 7.25)

nrI001_gofs3.1–shortrange (1.25 / 5.25)

eccc001_giops (1.75 / 8.25)

WARNING: This is an experimental forecast product with no warranty

More information: <https://sidfex.polarprediction.net>

Contact: helge.goessling@awi.de