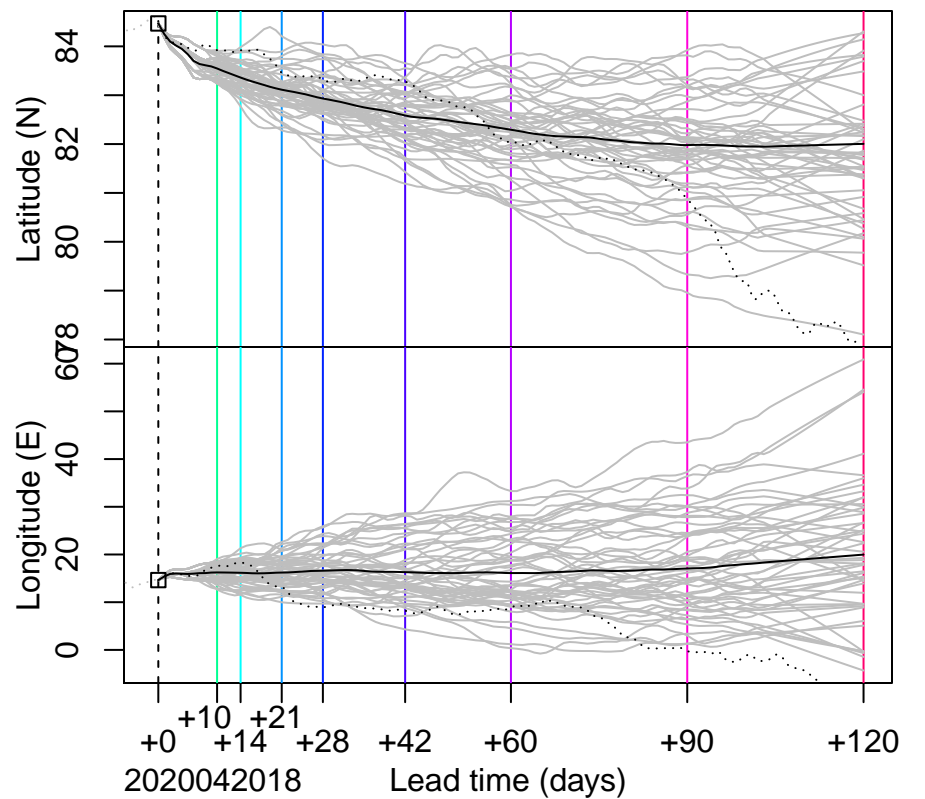
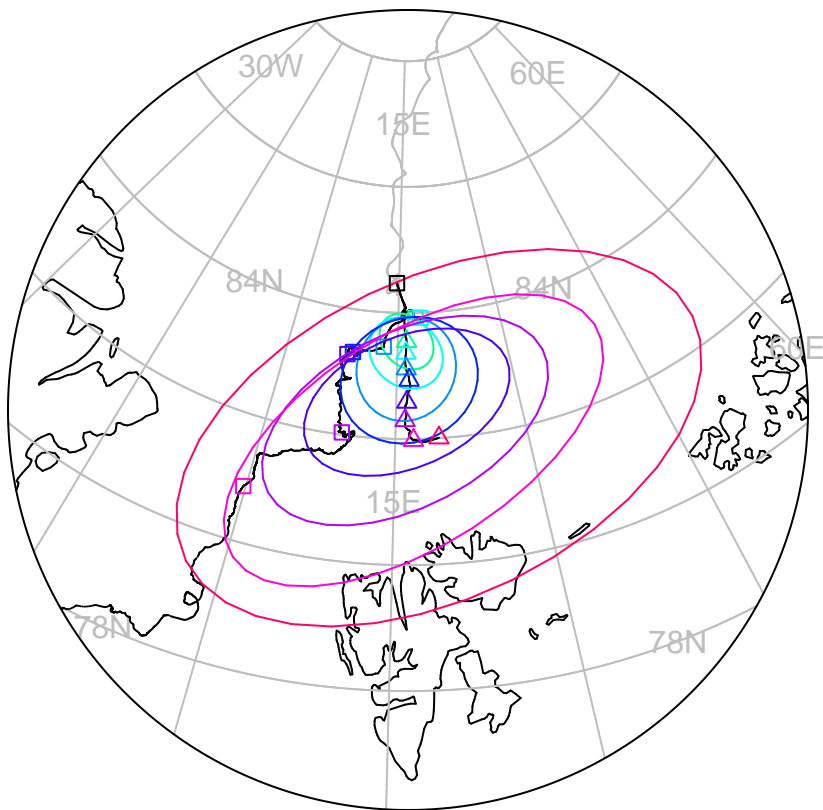
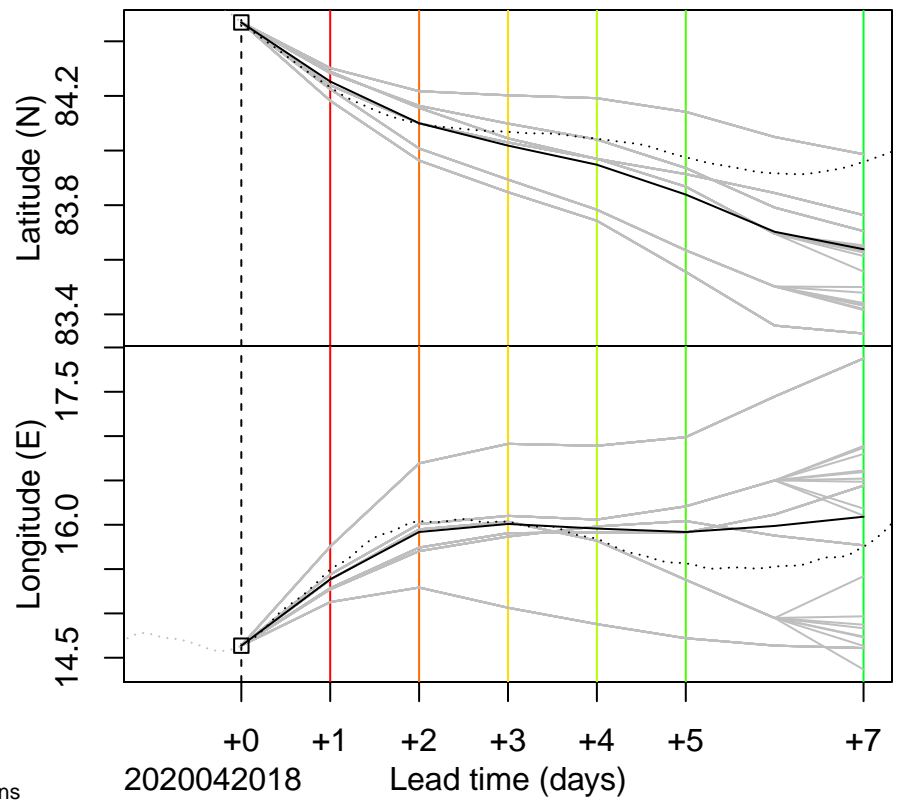


forecast trajectory with 90%–confidence regions  
 observed trajectory (colour=lead-time, see right)



## Graphical Evaluation of SIDFEx consensus forecast

Initial time (YYYYMMDDHH): 2020042018

Consensus forecast version: 20200221v0

Generated at: 2020-112.51

Forecasts included (age relative to initial time / remaining lead time range, both in days):

ukmo001v1_cpINWPv1 (0.75 / 9.25)	esrl001_SealceVelocity (1.75 / 8.25)
ukmo001v1_FOAMv1 (0.75 / 6.25)	ecmwf001_SEAS5 (19.75 / 104.25)
ukmo001v1_cpINWP-HRv1 (0.75 / 9.25)	
nrI001_gofs3.1-shortrange (0.25 / 6.25)	
ecc001_giops (1.75 / 8.25)	

**WARNING: This is an experimental forecast product with no warranty**

More information: <https://sidfex.polarprediction.net>

Contact: [helge.goessling@awi.de](mailto:helge.goessling@awi.de)