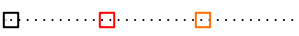
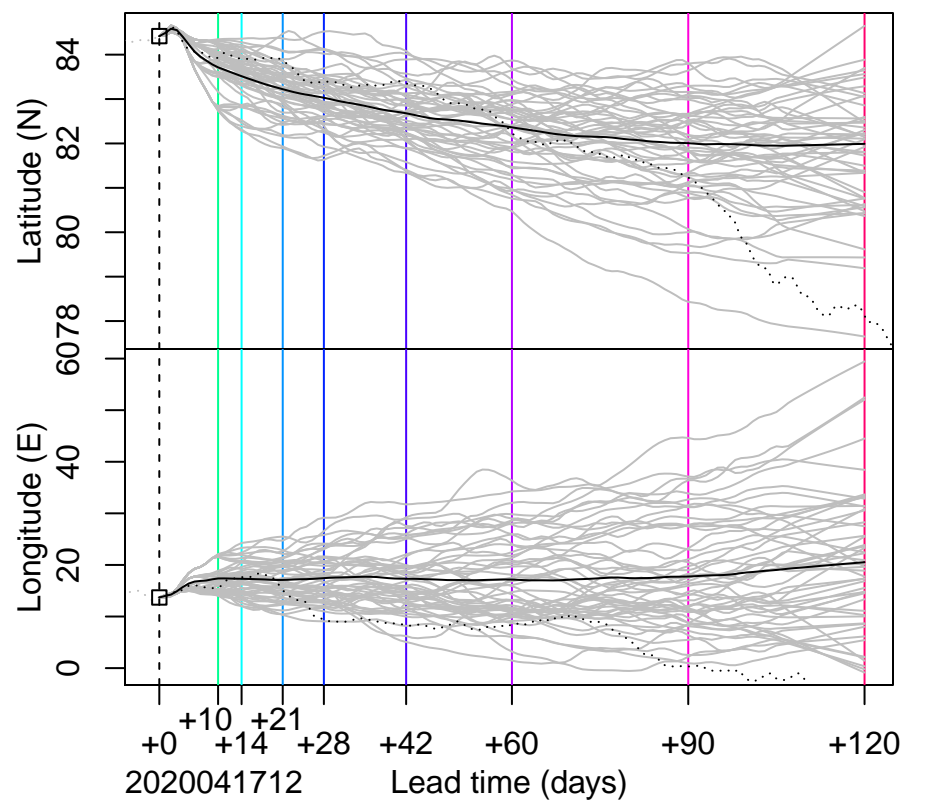
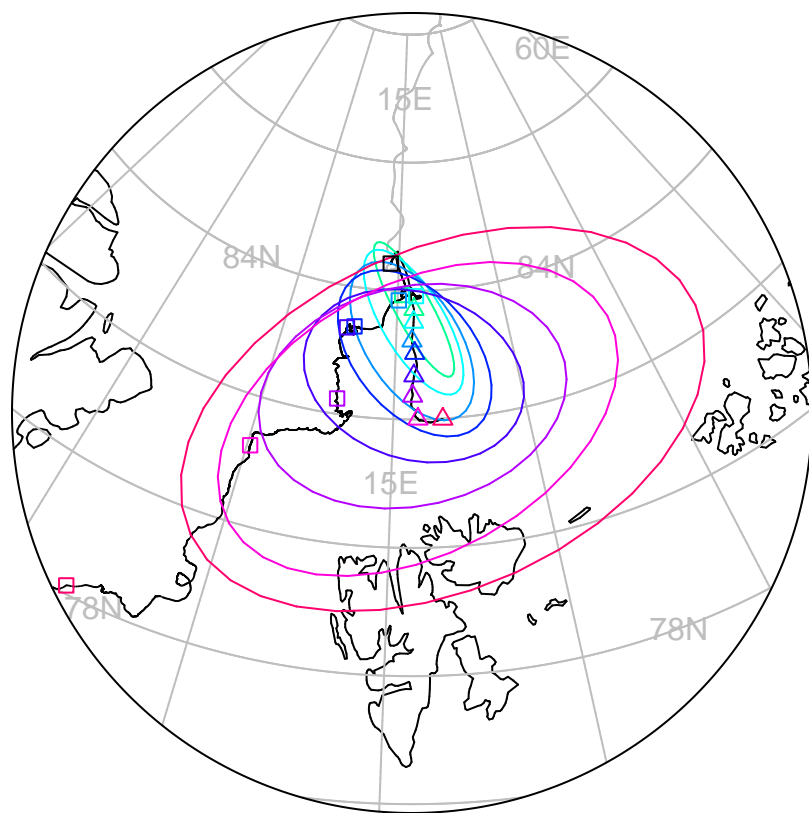
 forecast trajectory with 90%-confidence regions
 observed trajectory (colour=lead-time, see right)



Graphical Evaluation of SIDFEx consensus forecast

Initial time (YYYYMMDDHH): 2020041712

Consensus forecast version: 20200221v0

Generated at: 2020-108.545

Forecasts included (age relative to initial time / remaining lead time range, both in days):

ukmo001v1_cpINWPv1 (0.5 / 9.5)	esrl001_SealceVelocity (1.5 / 8.5)
ukmo001v1_FOAMv1 (0.5 / 6.5)	ecmwf001_SEAS5 (16.5 / 107.5)
ukmo001v1_cpINWP-HRv1 (1.5 / 8.5)	
nrl001_gofs3.1-shortrange (1 / 5.5)	
eccc001_giops (1.5 / 8.5)	

WARNING: This is an experimental forecast product with no warranty

More information: <https://sidfex.polarprediction.net>

Contact: helge.goessling@awi.de