
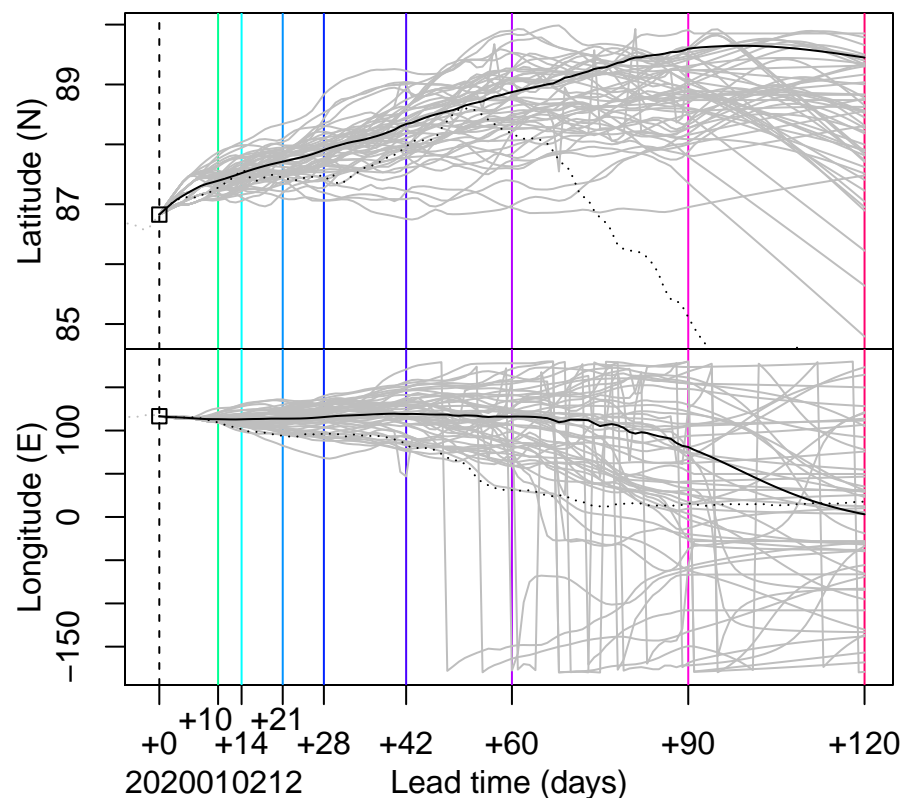
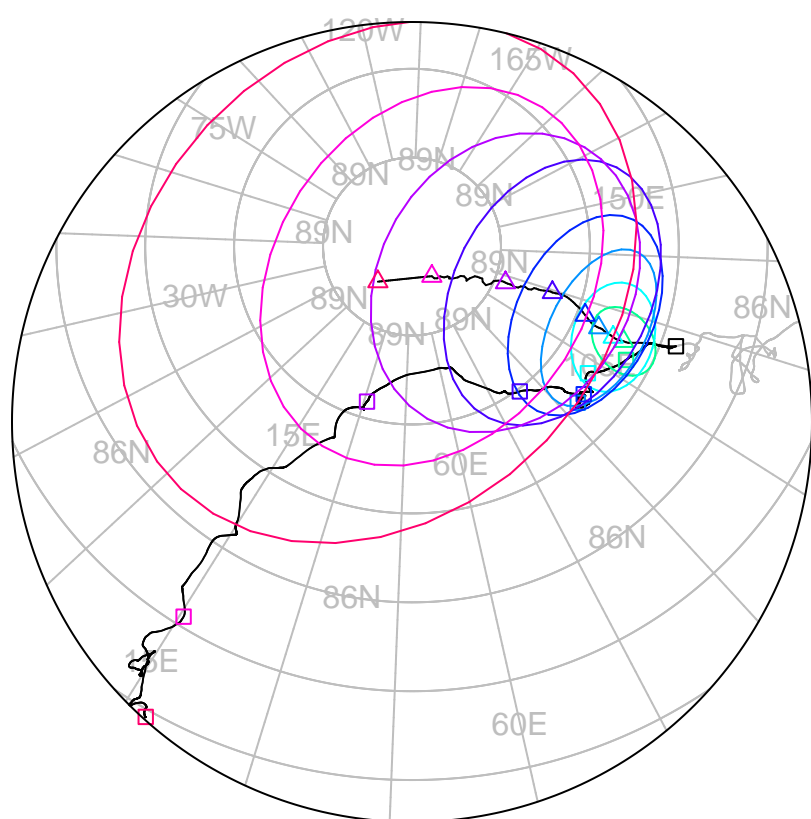
 forecast trajectory with 90%–confidence regions
 observed trajectory (colour=lead-time, see right)



Graphical Evaluation of SIDFEx consensus forecast

Initial time (YYYYMMDDHH): 2020010212

Consensus forecast version: 20191118v0

Generated at: 2020-2.563

Forecasts included (age relative to initial time / remaining lead time range, both in days):

ukmo001v1_cpINWPv1 (0.5 / 9.5)

esrl001_SealceVelocity (1.5 / 8.5)

ukmo001v1_FOAMv1 (0.5 / 6.5)

ecmwf001_SEAS5 (32.5 / 91.5)

ukmo001v1_cpINWP-HRv1 (2.5 / 7.5)

nrl001_gofs3.1-shortrange (1 / 5.5)

eccc001_giops (2.5 / 7.5)

WARNING: This is an experimental forecast product with no warranty

More information: <https://sidfex.polarprediction.net>

Contact: helge.goessling@awi.de