
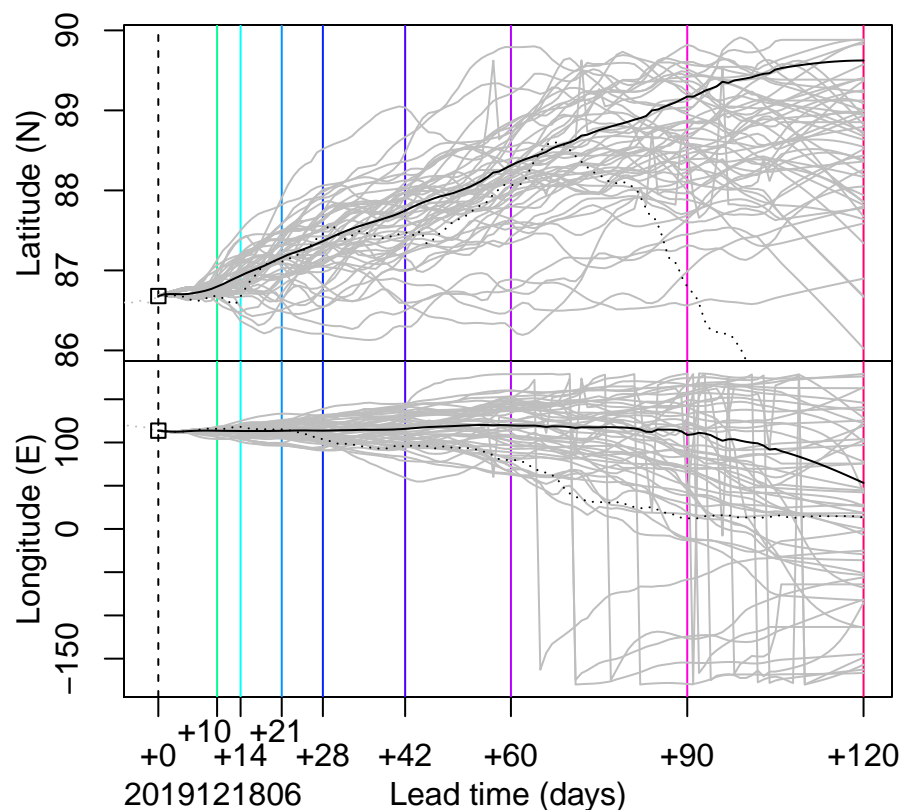
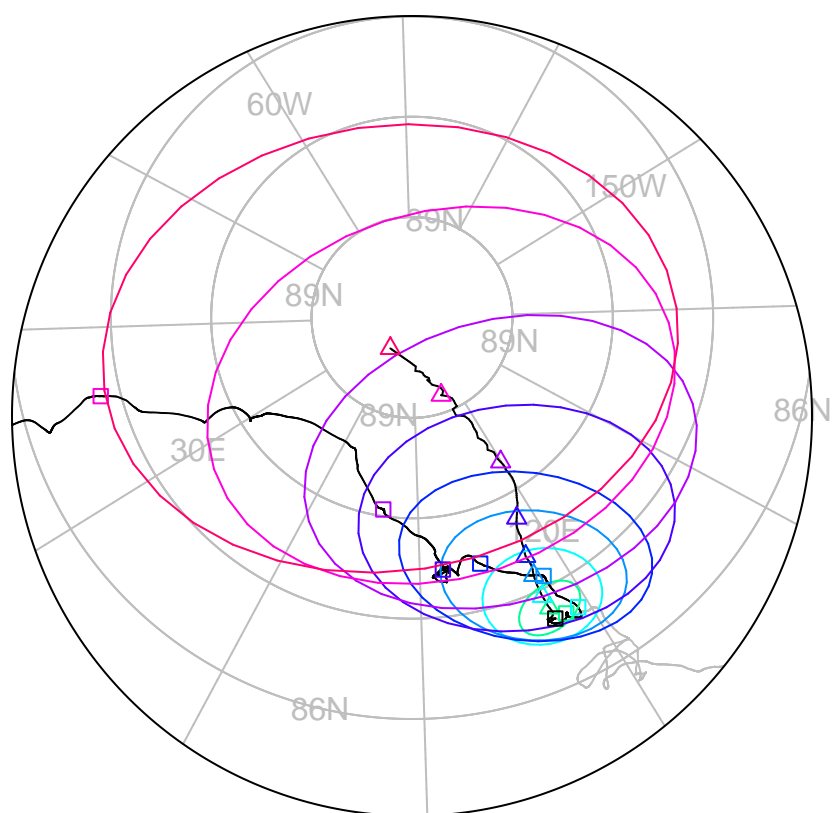
 forecast trajectory with 90%–confidence regions
 observed trajectory (colour=lead–time, see right)



Graphical Evaluation of SIDFEx consensus forecast

Initial time (YYYYMMDDHH): 2019121806

Consensus forecast version: 20191118v0

Generated at: 2019–352.398

Forecasts included (age relative to initial time / remaining lead time range, both in days):

ukmo001v1_cpINWPv1 (1.25 / 8.75)	esrl001_SealceVelocity (1.25 / 8.75)
ukmo001v1_FOAMv1 (1.25 / 5.75)	ecmwf001_SEAS5 (17.25 / 106.75)
ukmo001v1_cpINWP–HRv1 (2.25 / 7.75)	
nrI001_gofs3.1–shortrange (1.75 / 4.75)	
eccc001_giops (1.25 / 8.75)	

WARNING: This is an experimental forecast product with no warranty

More information: <https://sidfex.polarprediction.net>

Contact: helge.goessling@awi.de