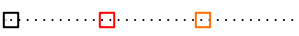
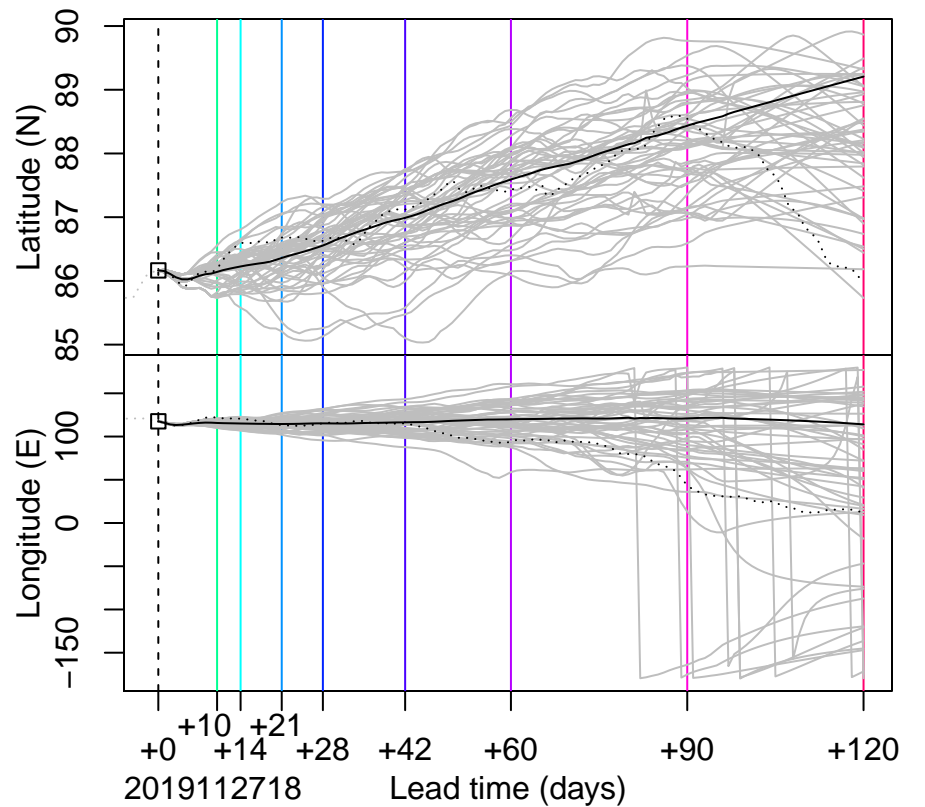
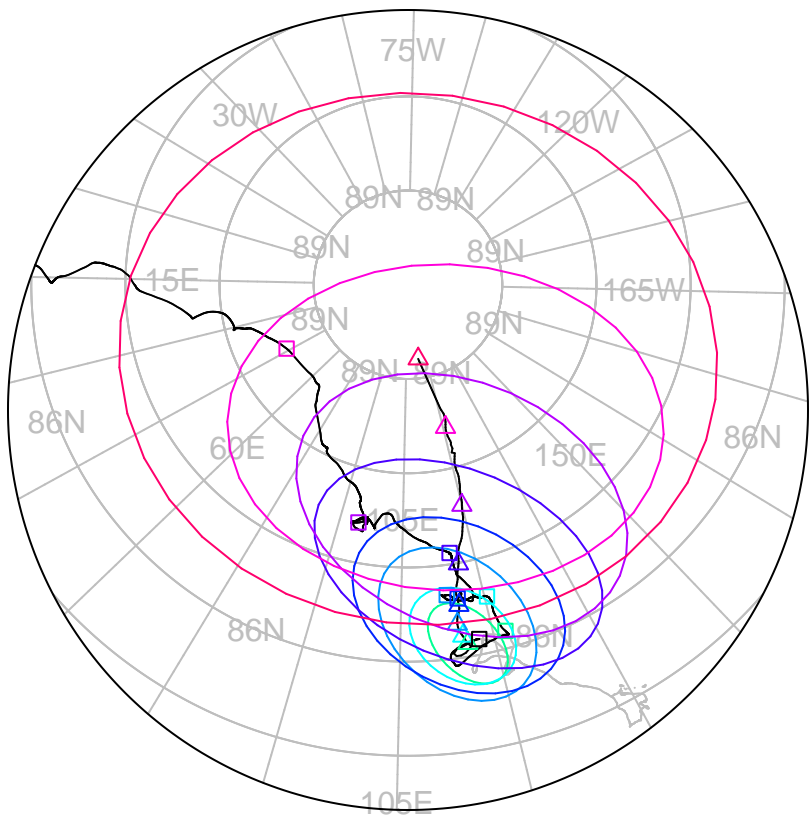
 forecast trajectory with 90%–confidence regions
 observed trajectory (colour=lead–time, see right)



Graphical Evaluation of SIDFEx consensus forecast

Initial time (YYYYMMDDHH): 2019112718

Consensus forecast version: 20191118v0

Generated at: 2019–331.794

Forecasts included (age relative to initial time / remaining lead time range, both in days):

ukmo001v1_cpINWPv1 (0.75 / 9.25)

esrl001_SealceVelocity (1.75 / 8.25)

ukmo001v1_FOAMv1 (0.75 / 6.25)

ecmwf001_SEAS5 (26.75 / 97.25)

ukmo001v1_cpINWP–HRv1 (2.75 / 7.25)

nrI001_gofs3.1–shortrange (1.25 / 5.25)

eccc001_giops (0.75 / 9.25)

WARNING: This is an experimental forecast product with no warranty

More information: <https://sidfex.polarprediction.net>

Contact: helge.goessling@awi.de