
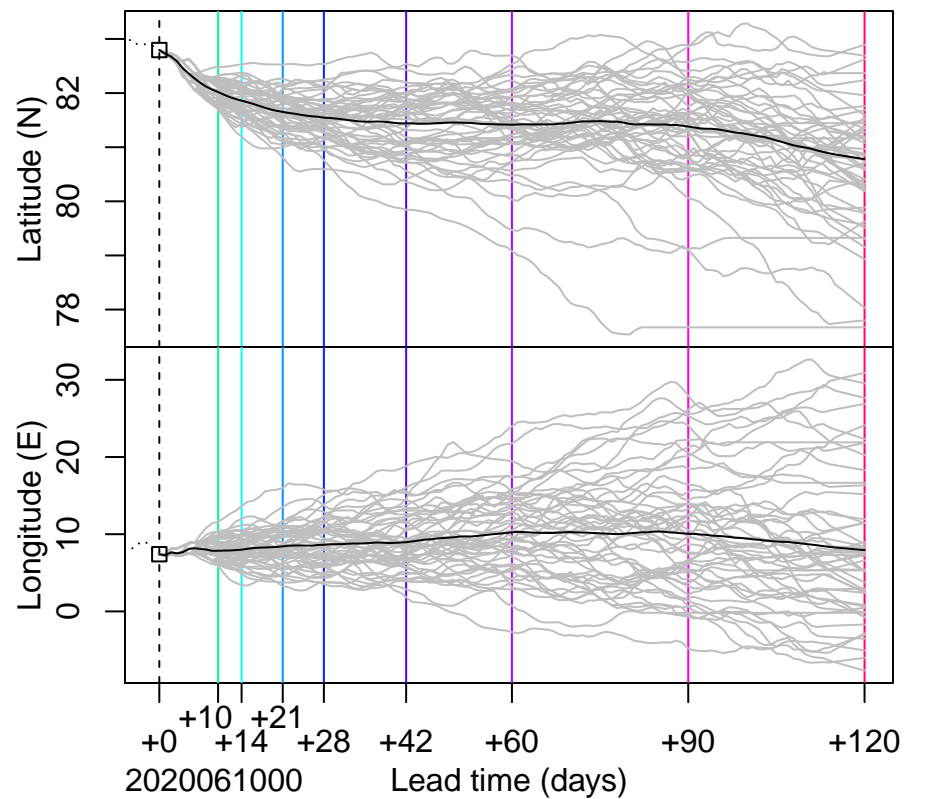
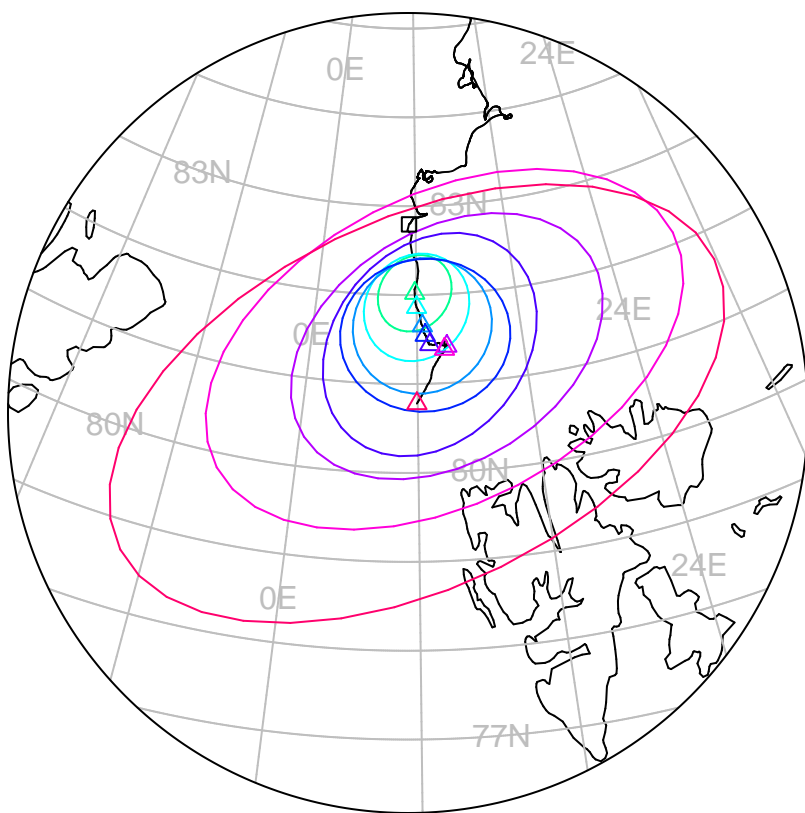
 forecast trajectory with 90%–confidence regions  
 observed trajectory (colour=lead–time, see right)



## SIDFEx consensus forecast for the MOSAiC drift

Initial time (YYYYMMDDHH): 2020061000

Consensus forecast version: 20200221v0

Generated at: 2020–162.046

Forecasts included (age relative to initial time / remaining lead time range, both in days):

ukmo001v1\_cpINWPv1 (1 / 9)

esri001\_SealceVelocity (1 / 9)

ukmo001v1\_FOAMv1 (1 / 6)

ecmwf001\_SEAS5 (9 / 115)

ukmo001v1\_cpINWP–HRv1 (2 / 8)

nrl001\_gofs3.1–shortrange (1.5 / 5)

eccc001\_giops (1 / 9)

**WARNING: This is an experimental forecast product with no warranty**

More information: <https://sidfex.polarprediction.net>

Contact: [helge.goessling@awi.de](mailto:helge.goessling@awi.de)